

CALIBRATION CERTIFICATE

Submitted By

FAIRCHILD CAMERA AND INSTRUMENT CORPORATION

SYOSSET, L. I., NEW YORK

Camera Type T-11

Camera No. 54-133

Lens and Cone No. BF 5071

a) Make and Type Bausch & Lomb Nitrogen

b) Nominal Focal Length 6 inch

c) Maximum Aperture f/6.3

This Certificate applies to the above subject precision camera with lens as stated herein. It was tested at maximum aperture. All measurements were made with parallel light incident on the lens. The light source is white light, rated at 3500° K.

DF 9671

I. FOCAL LENGTH

Flange Focal Distance	Equivalent Focal Length	Calibrated Focal Length
MM 134.06	MM 154.46	MM 154.42

The probable errors of these determinations of focal length do not exceed 0.10 mm.

II. DISTORTION

Distortion Referred to the Calibrated Focal Length

7.5°	15°	22.5°	27.5°	30°	32.5°	35°	37.5°	40°	42.5°	45°
.00	.02	.06	.09	.10	.12	.12	.11	.07	.01	-.12

The values of the distortion are measured in millimeters and indicate the displacement of the image from its distortion-free position. A positive value indicates a displacement from the center of the plate. The probable error is approximately ± 0.02 mm.

Tangential Distortion

The Tangential distortion is .002 mm.

III. RESOLVING POWER

(Aerographic Film)

AWAR 23.5

	0°	7.5°	15°	22.5°	27.5°	30°	32.5°	35°	37.5°	40°	42.5°	45°
Tangential	36	35	28	24	21	20	17	19	17	19	15	14
Radial	40	37	31	30	25	27	21	21	20	20	16	15

The values of the resolving power are given at specified intervals from the center of the field and are obtained by photographing suitable test charts comprised of patterns of parallel lines. The series of patterns of the test chart are imaged on the negative with lines per millimeter spaced as follows: 10, 11, 13, 14, 16, 18, 20, 22, 25, 28, 31, 36, 40, 45, 50, 57, 63, 71, 80.

The row marked "*Tangential*" gives the number of lines per millimeter in the image on the negative of the finest pattern of the test chart that is distinctly resolved into separate lines when the lines lie perpendicular to the radius drawn from the center of the field. The row marked "*Radial*" gives similar values for the pattern of test lines lying parallel to the radius.

IV. CALIBRATION

The lines joining opposite pairs of collimation index markers intersect at an angle of $90^\circ \pm 1$ minute of arc, and their intersection indicates the location of the Point of Symmetry with a probable error not exceeding 0.05 mm. The departure of the principal point from the auto collimation point is $.004$ mm.

V. COLLIMATION MARKER SEPARATION

A - B 237.96 mm
 C - D 234.96 mm


Markers A and B lie in the line of flight.

The calibration of this camera was performed at a temperature of approximately 70° Fahrenheit.

VI. CALIBRATED FOCAL LENGTH MARKER SEPARATION

These marker separations are set at a distance equal to the calibrated focal length ± 0.05 mm.

FAIRCHILD CAMERA AND INSTRUMENT CORPORATION


 Precision Camera Calibration Laboratory

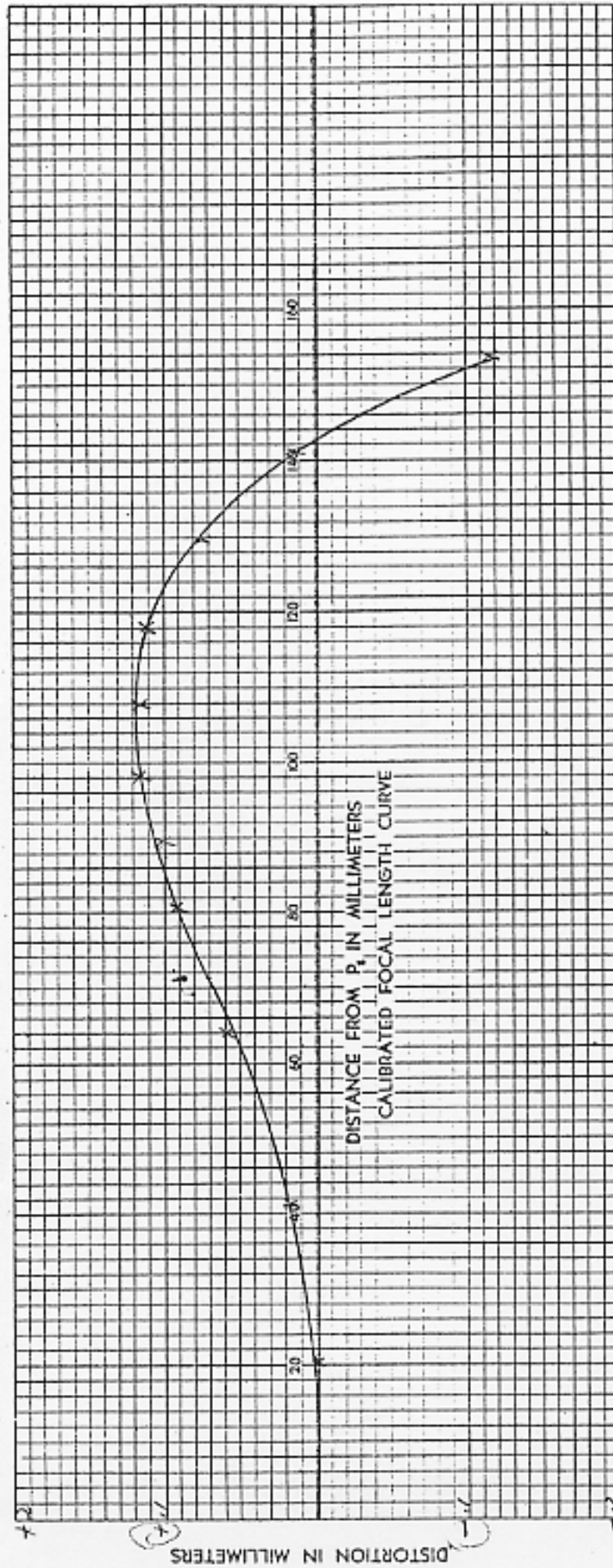
Syosset, L. I., New York

Lens DF 9671

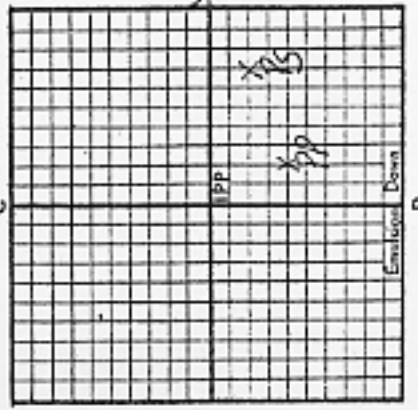
Date 8.21.54

Calibrated Focal Length 154.42 mm

Camera 54-138



DISTANCE FROM P₁ IN MILLIMETERS
CALIBRATED FOCAL LENGTH CURVE



AWAR 23.5 RESOLUTION AEROGRAPHIC FILM

Angle off Axis	0°	7.5°	15°	22.5°	27.5°	30°	32.5°	35°	37.5°	40°	42.5°	45°
Tangential	36	35	28	24	21	20	17	19	17	19	15	14
Radial	40	37	31	30	25	27	21	21	20	20	16	15

The Tangential Distortion is 15 .002 mm.

$x_{pp} = .002$ mm
 $y_{pp} = .004$ mm

DISTANCE BETWEEN FIDUCIALS
A — B = 237.96 mm
C — D = 234.96 mm

$x_{ps} = .007$ mm
 $y_{ps} = .002$ mm

Signed [Signature]
Precision Camera Calibration Laboratory

54-138